



THE CHOUGH



Date: Friday 11th October 2024

Dear Parents and Carers,

Good afternoon. I cannot believe it is Friday again- the weeks are going so fast! On Monday, we were joined in assembly by Ruth from Bethel Community Larder to prepare for our upcoming Harvest Festival on the 21st of October. The festival will be led by our Year 6 children, and we're looking forward to a meaningful celebration of the season and giving back to the community.

IMPORTANT DATES:

INSET day (no children in school)- Monday 14th October

HALF TERM: Monday 28th October- Friday 1st November

Individual photos- 10th October/
siblings on 11th (wear school uniform on these days)
Parents evenings- 25th/ 26th November:

25th- Sunbeams/
1N/1BM/2F/3H/4K/6WW
26th - Rainbows/ 2S/ 3R/
4R/5O/5N/6S

Monday 16th December- EYFS
2pm Christmas performance
Tuesday 17th December-
Rocksteady performance

Wednesday 18th December-
Y1/2/3 performances to parents- 9.30am/ 2pm and 5.30pm
'Christmas around the world'

Thursday 19th December-
Y4/5/6 performances- 9.30am/2pm and 5.30pm

Friday 20th December-
Christmas Lunch



Notice: Treloweth Primary School distributes fliers and magazines offering family services or posts details of local activities on the newsletter. Whilst we think that parents might like the information and find it useful, the school does not necessarily endorse these services.





THE CHOUGH



A huge congratulations to our school netball team, who performed exceptionally well in their first set of games for this academic year, coming joint first! The team will now advance to play at Penryn College. A big thank you to Mr. Shaughnessy for organising and accompanying the team, and to Mrs. Price for all her hard work in preparing the children.

Lastly, a quick reminder that this coming Monday is an INSET day, so children will enjoy a long weekend while staff are busy with training.

Warm regards

Mrs French





THE CHOUGH



TALKING ASSEMBLY QUESTION:

What does it mean to be kind?

MATHS WHIZZ CHAMPIONS OF THE WEEK

WELL DONE 2F!

HOUSE POINT RESULTS

	13/9	20/9	27/9	4/10	11/10	18/10
Poldark	136	68	148	132	224	
Botallack	84	107	288	184	234	
Geevor	338	116	196	135	229	
Poldice	135	81	177	158	223	




THIS WEEK'S WINNING TEAM: BOTALLACK



Rainbows and Sunbeams

In EYFS, we have been focusing on balance during P.E. We've been trying hard to keep the beanbags on our heads!




Year 1

In Year 1, we have been exploring 2D shapes. The children worked in pairs to play 'guess the shape' and they were able to use lots of fantastic mathematical vocabulary. Great work, Year 1!

Year 2

In Year 2 we have been working collaboratively to create a bank of ideas for our sequel to Goldilocks and the Three Bears. We discussed our ideas and recorded them to help us develop a plan for our writing next week.




Year 3

Year 3 enjoyed a wonderful performance from some of our sensational writers. The children innovated Leon and the Place Between. We believe their versions were even better than the original!



Year 4

This week in year 4, we acted out Tadeo Jones in our English lesson! The children took on the roles of narrators and explorers, they tiptoed through the temple, discovered hidden treasures, and escaped just in time. It was a fantastic way to practice storytelling, teamwork, and imagination!



Year 5

The year 5s enjoyed a practical science lesson this week - looking at how plants can reproduce with only one parent. They learnt about clones, cuttings, runners and tubers. The children are going to monitor the progress of the plants in the next few weeks. Ask them to see if they can explain the science to you.

Year 6

This week, Year 6 played the parts of characters from our new unit 'The Lighthouse'. They pretended to be the ship's captain, the lighthouse keeper and villagers of Podsbury. They were interviewed in role about the events and had a lot of fun playing these roles.





Festive BINGO

EYFS & KS1 – MONDAY 9TH DECEMBER
KS2 – THURSDAY 12TH DECEMBER
IN THE HALL – STRAIGHT AFTER SCHOOL

Please make donations of prizes to your class teacher such as chocolate, sweets, advent calendars, wrapping paper, gift ribbon, christmas cards, decorations or crackers.

**COST:
£1 PER
BOOK**

**CASH
ONLY**



POLITE NOTICES ABOUT PARKING AND DRIVING AROUND THE SCHOOL AREA:

Please be aware that the car park to the left of the school is reserved for staff parking only - this cannot be used as a pick up / drop off point.

Please do not park directly opposite or on the school exit. There have been a few 'near miss' incidents with children and cars due to parking.

Thank you to those of you who park thoughtfully in our main school park - allowing others to occupy all of the spaces in the car park.

Please be mindful of your speed while dropping off and exiting school premises. A reminder that it is a one way system. Thank you.



'NON SCHOOL UNIFORM DAY' ON THE LAST DAY OF THIS HALF TERM- FRIDAY 25TH OCTOBER.



50P CONTRIBUTION FOR WEARING OWN CLOTHES ON THIS DAY.

Just a gentle reminder on your upcoming flu immunisation session at your school.

We are coming to your school on Monday 21st October for the flu vaccinations and your current compliance is 35.9%.

I appreciate you are very busy, but would you be able to send the following reminder to parents:

Date of Session: Monday 21st October

Flu Link (all years): <https://www.kernowimmunisations.co.uk/Forms/Flu>

School Code: EE143443

Deadline to submit: Thursday 17th October, noon

If you have already submitted a consent form, then you do not need to do another one. If you are unsure or have any problems, please call the School Immunisation Team on 01872 221105



HARVEST FESTIVAL

This Harvest Festival we are asking for food donations to the Bethel Community Larder. If you are able to, could you send your child in with an item of food that doesn't need to go in the fridge (non perishable) by Friday 18th October. Bethel Community larder opens it doors every Tuesday from 9:30 am. The project exists to combat food waste one bag at a time and to provide food to those who need it.

Many food banks require a voucher or referral ,this project is unique because you do not need either.

Anyone can access the project and also take advantage of Community café. Everything in the community Cafe is sourced through the Community Larder and it's all FREE!

Could you make a difference in your community? By donating to the project at this harvest time - you will be making a difference however big or small?



At The National College, our WakeUpWednesday guides empower and equip parents, carers and educators with the confidence and practical skills to be able to better informed and age-appropriate conversations with children about online safety, mental health and wellbeing, and climate change. Formally delivered by National Online Safety, these guides now address wider topics and themes. For further guides, hints and tips, please visit thenationalcollege.com.

10 Top Tips for Parents and Educators TEACHING CHILDREN FIRE SAFETY

Fire safety is especially important around Bonfire Night, as fireworks, bonfires and sparklers add extra risks for families and young children. Every year in the UK, thousands of accidents occur due to improper handling of fireworks and neglecting fire safety measures. This guide offers practical tips for keeping children safe when handling everything from fireworks to space heaters.

1 BONFIRE NIGHT AWARENESS

Bonfire Night is exciting, but it comes with several inherent risks. Educate children about the dangers of fireworks and open flames. Remind them that very young children should never handle fireworks and that bonfires should never be approached. Only children of a safe education (at least five years old) should be allowed to light fireworks under supervision in a controlled setting.

2 SUPERVISE FIREWORK USE

Fireworks should only be handled by responsible adults who are following all local regulations. Make sure to buy fireworks that meet British Standards and will be safe to use but have their own with them. They should maintain a safe distance from any fireworks activity and always wear an adult's supervision. Remind them to never use fireworks after they've been lit.

3 SPARKLER SAFETY

Sparklers are often captivating for kids, but they are hot and extremely bright. Supervise and limit the use of sparklers. It's a must to ensure they wear gloves. Remind them to hold a sparkler with a firm grip and never wave them near others, since a sparkler is not meant to be used as a light source. Always use a bucket of water in which you should dispose of them and always keep nearby.

4 ORGANISED DISPLAYS ARE SAFER

If possible, families should attend an organised fireworks display rather than heading out on their own. These displays are safer as they're run by professionals following strict safety regulations. Organised displays also provide a controlled environment where children can enjoy the event from a safe distance, reducing the risk of accidents.

5 KEEP FIREWORKS AWAY FROM THE HOME

If you are hosting your own fireworks display, set them off well away from homes, sheds or fences to avoid starting accidental fires. Choose a wide-open space with no buildings or trees nearby and keep a means of putting out fires in case of an emergency – such as a bucket of water, a hose and fire extinguisher. Fire records, grass and trees should be fully extinguished and never attempt to relight one if it doesn't go off.

6 BONFIRE SAFETY

If you're building a bonfire, place it well away from trees, buildings, fences or anything else flammable. Make sure it's surrounded by a fireproof mat or sheet of metal. Only burn natural materials like wood and leaves, avoiding petrol or other combustibles. Children should be kept far away from the bonfire, and it should never be supervised by adults. Be sure to fully extinguish the bonfire before you leave it.

7 "STOP, DROP AND ROLL"

Teach children that if they do get their clothing on fire, they should follow the "stop, drop and roll" technique. Show them the correct way to lie on the ground, cover their face with their hands, and roll until the flames are out. It can also be helpful to keep another means of putting out fires on hand, such as a blanket, just in case an extinguisher or fire retardant blanket are both not available.

8 SECURE CANDLES AND OPEN FLAMES

Beyond Bonfire Night, everyday fire safety is also crucial. Remind children to always use the correct way to light candles, such as using a lighter. Children should never use open flames, and candles should be placed in sturdy holders away from combustible materials. Never leave candles, heaters, heaters or other heat sources unattended, and always extinguish them fully before leaving a room or going to bed.

9 EDUCATE ABOUT FIREWORKS HAZARDS

Make sure children understand the dangers of playing with fire or fireworks, and how to use them safely. Remind them that fireworks are not toys and can cause serious injury or even death. Educate them on the importance of breaking the will respect and the consequences of misuse, which can help them play safely and avoid any potentially dangerous behaviour.

10 FIRST AID FOR BURNS

Even if you have the best possible precautions in place, accidents can still happen. Keep a first aid kit on hand, and make sure you know how to use it. For burns, you should apply cool water to the burn, so you can see the burn. Use first aid kits to treat the burn. If you have a severe burn, run it under cool water for 20-30 minutes. Never use ointments or creams, as these can cause further damage. If the burn is serious, seek medical help if the burn is serious.

Meet Our Expert

James Whelan is an experienced health and safety expert who is a Chartered Member of the Institution of Occupational Safety and Health. He provides services to educational settings and many other industries, helping them to maintain a safe working environment.



#WakeUpWednesday

The National College

Source: See full references for this guide at <http://www.thenationalcollege.com/guides/fire-safety/>



@wake_up_weds



/www.thenationalcollege



@wake.up.wednesday



#wakeupweds

Items of this guide do not constitute an offer of insurance. No liability is accepted for any loss or damage of any kind.

